














GUIDE TO DAFFODIL DIVISIONS

All daffodils are classified into one of thirteen divisions. Below are the definitions for each Division:

	<p>Division 1 <i>Trumpet Daffodils</i> One flower to a stem; corona (“trumpet”) as long as, or longer than, the perianth segments (“petals”).</p>
	<p>Division 2 <i>Large-cupped Daffodils</i> One flower to a stem; corona (“cup”) more than one-third but less than equal to the length of the perianth segments (“petals”).</p>
	<p>Division 3 <i>Small-cupped Daffodils</i> One flower to a stem; corona (“cup”) not more than one third the length of the perianth segments (“petals”).</p>
	<p>Division 4 <i>Double Daffodils</i> One or more flowers to a stem, with doubling of the perianth segments or the corona or both.</p>
	<p>Division 5 <i>Triandrus Daffodils</i> Characteristics of N.triandrus clearly evident: usually two or more pendent flowers to a stem; perianth segments reflexed.</p>

	<p>Division 6 <i>Cyclamineus Daffodils</i> Characteristics of <i>N. cyclamineus</i> clearly evident: one flower to a stem; perianth segments significantly reflexed; flower at an acute angle to the stem, with very short pedicel (“neck”).</p>
	<p>Division 7 <i>Jonquilla Daffodils</i> Characteristics of Sections <i>Jonquilla</i> or <i>Apodanthi</i> clearly evident: one to five (rarely eight) flowers to a stem; perianth segments spreading or reflexed corona cup shaped, funnel shaped or flared, usually wider than long; flowers usually fragrant.</p>
	<p>Division 8 <i>Tazetta Daffodils</i> Characteristics of the Section <i>Tazettae</i> clearly evident usually three to twenty flowers to a stout stem; perianth segments spreading, not reflexed; flowers usually fragrant.</p>
	<p>Division 9 <i>Poeticus Daffodil Cultivars</i> Characteristics of the <i>N. poeticus</i> and related species clearly evident, perianth segments pure white, corona very short or disc-shaped, not more than one fifth the length of the perianth segments, corona usually with a green and/or yellow centre and red rim, but sometimes wholly or partly of other colours; anthers usually set at two distinct levels; flowers fragrant.</p>

	<p>Division 10 <i>Bulbocodium Hybrids</i> Characteristics of Section Bulbocodium clearly evident; usually one flower to a stem; perianth segments insignificant compared with the dominant corona; anthers dorsifixed(ie attached and more or less centrally to the filament); filament and style usually curved.</p>
	<p>Division 11a <i>Split-Cupped Collar Daffodils</i> Split-corona daffodils with the corona segments opposite the perianth segments;the corona segments usually in two whorls of three</p>
	<p>Division 11b <i>Split-Cupped Papillon Daffodils</i> Split-corona daffodils with the corona segments alternate to the perianth segments; the corona segments usually in a single whorl of six.</p>
	<p>Division 12 <i>Other Daffodil Cultivars</i> Consists of daffodils not falling into any of the previous categories. Many are inter-division hybrids.</p>
	<p>Division 13 <i>Daffodils distinguished Solely by botanical name</i> Consists of the Species, Wild Variants, and Wild Hybrids found in natural daffodils.</p>
	<p>Miniature Daffodil Miniatures have the same descriptive divisions as standards, only with smaller blooms, less than 2 inches (50mm) in diameter.</p>

SPRING SHOW
SATURDAY 4th April 2020

CUPS AND AWARDS

- **The Daffodil Society Bronze Medal and Certificate** –for the best bloom in the Daffodil classes
- **The Daffodil Cup**–for the most points in Classes 1 to 9
- **The Lea Cup**–for the most points in Classes 10 to 27
- **The Fisk Cup**–for the best exhibit in the Daffodil classes
- **The Jeeves Cup**–for the most points in the Vegetable Classes 60 to 68
- **The Evelyn Drew Floral Art Cup**–for the best exhibit in the Flower Arranging Section
- **The Dawson Cup**–for the most points in the Wine & Liqueur Section
- **The Kieron James Toys Shield** –for the most points in the 10 years and under classes in the Junior Section
- **The Junior Shield** –for the most points in the 11 to 15 years inclusive classes in the Junior Section
- **The Lindfield Horticultural Society Junior Cup**–for the best exhibit from a junior not having otherwise won an award at this or a previous show (latter at committee’s discretion)
- **The George Murrell Photographic Cup, the Lady Wilkinson Silver Tray, the Morecombe White Cup, the Procter Cup, the Shepherd Cup, the Ron Pickett Trophy, the LHS Junior Perpetual Shield and the Shepherd Perpetual Shield** are presented at the Autumn Show to exhibitors gaining most points over the three Shows for Photography, Cookery, Handicraft, Pot Plants or House/Conservatory Plants, Vegetables, Basket or Trug and Junior Classes respectively

DAFFODILS

“Bloom” is used throughout the DAFFODIL classes to describe both single and multi-headed flowers

RESTRICTED CLASSES 1-9 ARE FOR EXHIBITORS NOT HAVING PREVIOUSLY WON A FIRST PRIZE IN ANY L.H.S. DAFFODIL CLASS

1. Five blooms, from any Division or Divisions, in one vase
2. Three blooms, from any Division or Divisions, in one vase
3. One bloom, Division 1
4. One bloom, Division 2
5. One bloom, Division 3
6. One bloom, Division 4
7. One bloom, from any Division other than Divisions 1 to 4
8. Three blooms, Miniatures, in one vase
9. One pot/bowl, growing daffodils

Prize Money for classes 10-12

First	£2.50
Second	£1.50
Third	£1.00

- 10 Six cultivars, from any Division or Divisions, one bloom/stem of each, in six vases
11. Four cultivars, from two or more of Divisions 1 to 4, one bloom of each in four vases
12. Six blooms/stems from Divisions 5 to 8, not more than two blooms/stems of any one cultivar, in two vases, three blooms/stems in each vase

13. Five cultivars, from any of Divisions 1 to 4, one bloom of each, in one vase
14. Three blooms, Division 1, in one vase
15. Three blooms, Division 2, in one vase
16. Three blooms, Division 3, in one vase
17. Three blooms, Division 4, in one vase
18. Three blooms, from any Division not listed in classes, 14 to 17, in one vase
19. Three blooms, Miniatures, one cultivar, in one vase
20. One bloom, Division 1, in a vase
21. One bloom, Division 2, in a vase
22. One bloom, Division 3, in a vase
23. One bloom, Division 4, in a vase
24. One bloom, from any Division not listed in classes 20 to 23
25. One bloom, Miniature
26. One pot/bowl of growing daffodils (excluding Miniatures)
27. One pot/bowl of growing Miniatures

FLOWERS (OTHER THAN DAFFODILS)

Unless otherwise stated mixed cultivars are allowed in a vase

**RESTRICTED CLASS 31 IS FOR EXHIBITORS NOT HAVING PREVIOUSLY
WON A FIRST PRIZE IN ANY L.H.S HOUSEPLANT CLASS**

31. One pot of a flowering or foliage houseplant, pot not to be more than 17cm (6.75in) diameter
32. A single Camellia bloom, in a vase or floating in a bowl (bring your own bowl)
33. One stem, Camellia in a vase

34. Five stems, Forget-me-nots, in one vase
35. Three stems, Heathers, in one vase
36. Not less than five Hellebore flower heads floating in a bowl (provide your own bowl)
37. Three stems, Hellebores in one vase
38. Six blooms, Pansies or Violas, staged in containers supplied by the Society
39. Five stems, Polyanthus, in one vase
40. One pot/bowl of growing Tulips
41. Three blooms, Tulips, in one vase
42. Five stems. Wallflowers, in one vase
43. Mixed flowers, excluding daffodils, in one vase
44. One vase of 3 blooms stems of one cultivar, any flower not listed in the Spring Show schedule, grown outdoors, excluding shrubs
45. Three stems, one or more flowering shrubs, in one vase
46. A jam jar of flowers (excluding daffodils) picked from a garden or allotment (The flowers are not expected to be of a perfect exhibition standard, but what you would expect to find in a home. The aim is to achieve a pleasingly simple effect, not flower arranging, and this is the basis on which they will be judged)
47. One pot, Cactus
48. One pot, succulent other than Cactus
49. One pot, Orchid
50. One pot/bowl, Polyanthus, Primrose or Primula
51. One pot/bowl of one or more growing hyacinths
52. One pot/bowl, any bulbous plant not listed in the Spring Show schedule

53. 'Mother and Child' – two separate pot plants of the same type of pot plant have been grown plant (where one from a cutting of the other pot plant) (you can choose any type of plant you like)
54. One pot, any Alpine plant, excluding daffodils
55. One pot, any flowering pot plant not listed in the Spring Show schedule (max size of pot 17cm/6.75 in diameter)
56. Foliage pot plant, other than those within their own class in this Section (max size of pot 17cm/6.75in).

VEGETABLES

Each entry in every class must consist of one cultivar

60. Sprouting Broccoli, six shoots
61. Cabbage, two
62. Cauliflower, two
63. Leeks, two
64. Parsnips, two
65. Radishes, five
66. Rhubarb, three sticks
67. Spinach, spinach beet or chard, eight leaves
68. Any other vegetable not listed in vegetable classes (see rule 19)

BASKET OR TRUG

Prize Money for class 69	First	£2.50
	Second	£1.50
	Third	£1.00
69. A basket or trug containing a selection of seasonal vegetables, fruit or flowers or any combination thereof. To be judged on equal merits of quality, variety and presentation		

TOP TRAY COMPETITION

Prize Money for class 70

First	£2.50
Second	£1.50
Third	£1.00

70. A tray (maximum space 61cm by 61cm) including home grown flowers, vegetables and preserves. Flowers in one jam jar: Preserves – one jar of any preserve not less than 225g(8oz): Vegetables – one kind (see page of “Collections” for quantities of vegetable to stage).

COMPOST COMPETITION

71. A small margarine tub or similar of your own garden compost (un-sieved). Maximum dimension 15cm x 15cm (6”x 6”).

FLOWER ARRANGING

With the exception of petite class 74 and class 75 all entries must be arranged in the hall either on the Friday evening or the Saturday morning of the exhibition, and in accordance with the Show Timetable.

- 74 'Nest'. An exhibit with accessories, space allowed 9in/23cm in width, depth and height

Prize Money for classes : 75-77

First	£2.50
Second	£1.50
Third	£1.00

In addition a payment of £2 per entry will be made to each entrant in classes 75, 76 & 77

- 75. 'Spring Basket' 24in/61cm An exhibit which may be arranged at home
- 76. 'First Flush' An exhibit using natural materials maximum width 24in/61cm
- 77. 'Tulipomania' An exhibit using Tulips 24in/61cm

COOKERY

All open food to be covered with cling film and appropriate sized plates used

ALL COOKERY CLASSES ARE SPONSORED BY THE BENT ARMS HOTEL

- 80. A jar of Marmalade (not less than 225g (8oz))
- 81. A jar of Pickles (ie Onions, Cabbage etc. Not less than 225g/8oz)
- 82. 5 Biscuits shaped and decorated with an Easter theme.
- 83. A Chocolate & Vanilla Marble Loaf
- 84. A Cheese, Onion, Spinach & Potato Pie

85. A Lemon Sponge With Filling & Feathered Glacé Iced Top
86. A Crème Caramel
87. 6 Savoury Biscuits

HANDICRAFT

88. 'Baby love' an item of knitting suitable for a baby
89. An egg cup made from any medium
90. Paperclips. What can you make?
91. Design and make a house number in any medium

WINE AND LIQUEUR

96. One labelled bottle of any alcoholic beverage

PHOTOGRAPHIC

Photographs not to exceed 19x13cm(7x5in)

Any mounting not to exceed 25x21cm(10x8in)

Photographs must have no heading or writing on mounts

**RESTRICTED CLASS 100 IS FOR EXHIBITORS WHO HAVE NEVER WON
A FIRST PRIZE IN ANY PREVIOUS L.H.S. PHOTOGRAPHIC CLASS**

100. Tree in Bloom
101. My Garden in Spring
102. An Orchid
103. Hellebores
104. A Bird at Close Quarters
105. Mirror Image.
106. Show Stopper!

CHILDRENS GRAND POTATO COMPETITION

The Annual Junior Potato Championship is open to any young persone interested in growing their own spuds. The idea is to introduce you to the joy of growing your own spuds the professional way. Plastic growing sacks, seed potatoes and instructions will be available at the Spring show. All you have to do is supply the multipurpose compost, then before the autumn show empty your sacks and bring all your spuds to exhibit, in classes 380 and 386.

JUNIOR CLASSES

**ALL 10 YEARS AND UNDER CLASSES ARE SPONSORED BY KIERON
JAMES TOYS OF LINDFIELD HIGH STREET**

AGED 10 YEARS AND UNDER

- 113. Make a garden bug from egg boxes
- 114. Draw or paint a picture of a flower or vegetable (max A4 size)
- 115. Make 4 muffins
- 116. Make something from a cereal packet

AGED 11 TO 15 YEARS INCLUSIVE

- 117. Design a logo for a new seed company
- 118. Draw or paint a picture of Lindfield (max A4 size)
- 119. Make 4 muffins
- 120. Decorate a jam jar